CUSTOMER DRAWING

REV. 版本	ECN NO. ECN编号	DATE 日期	DESCRIPTION 内容描述	APPROVED BY 核准
A0	——	2026/09/17	NEW RELEASE	APLIN

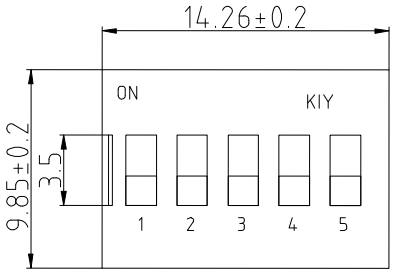

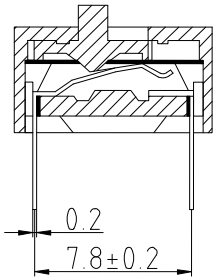

SECTION A-A

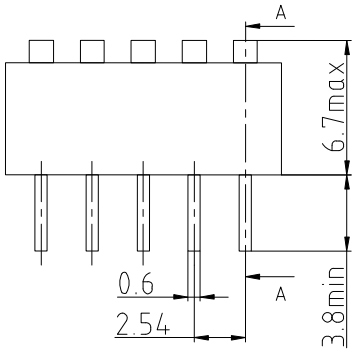

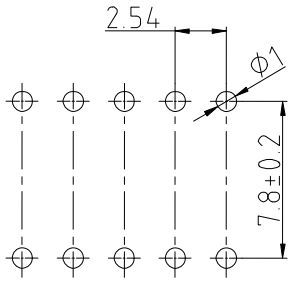

PCB LAYOUT

Technical Specifications

I. Mechanical Characteristics
1. Operating Force: The maximum operating force for a single-key switch shall not exceed 8N.
2. Operating Temperature: -25℃ ~ +70℃
3. Storage Temperature: -40℃ ~ +85℃
4. Key Travel: 2mm

II. Electrical Characteristics
1. Rated Current for Frequent Switching: 25mA, Withstand Voltage 24VDC
2. Rated Current for Infrequent Switching: 100mA, Withstand Voltage 50VDC
3. Contact Resistance: Max. 50mΩ (initial value); Min. 100mΩ after test
4. Insulation Resistance: Min. 100MΩ @ 500VDC
5. Inter-pole Capacitance: Max. 5pF
6. Dielectric Strength: Capable of withstanding dielectric strength test with fundamental sine wave, 50Hz, 500VDC for 1 minute, no flashover or breakdown.
7. Circuit: Single-pole single-throw
8. Electrical Life: Under test condition of 24VDC and 25mA, the single-key switch shall remain functional after 1,000 toggle operations.

III. Soldering & Cleaning Process
1. Ensure the switch is kept at "OFF" position throughout all operations.
2. Wave Soldering: Recommended solder temperature 240℃, maximum duration 5 seconds.
3. Hand Soldering: Use 30W soldering iron, temperature controlled at 270℃, soldering time approx. 2 seconds.
4. Cleaning Process: For vapor cleaning, temperature shall not exceed 51℃.

IV. Materials
1. Cover: PBT, red / blue
2. Base: PBT, black
3. Actuator: PBT, white
4. Terminal: Phosphor bronze, gold-plated

HAOSWITCH 佛山市皓通电子有限公司
FoShan Haoswitch Electronic Co.,Ltd.

DRAWN BY 制 图	YUAN	2021/09/17	SCALE 比 例	FREE	PRODUCT NAME 产品名称	DIP **SWITCH**
CHECKED BY 核 对	APLIN	2021/09/17	PAGE 页 面	1/1	DESCRIPTION 产品描述	
APPROVED BY 批 准	ZHANG	2021/09/17	UNIT 单 位	mm		
TOLERANCE 未标注公差	X: ±0.5 .X: ±0.3 .XX: ±0.2	X°: ±5° .X°: ±2°	PROJECTED 投影		PART NO. 物料编号	HT-DS-05
					SIZE 尺寸 A4	DRAWN NO. 图纸编号 HTDW20210917013

https://www.howswitch.com